

# OSEP Fast Facts: Children Identified with Autism

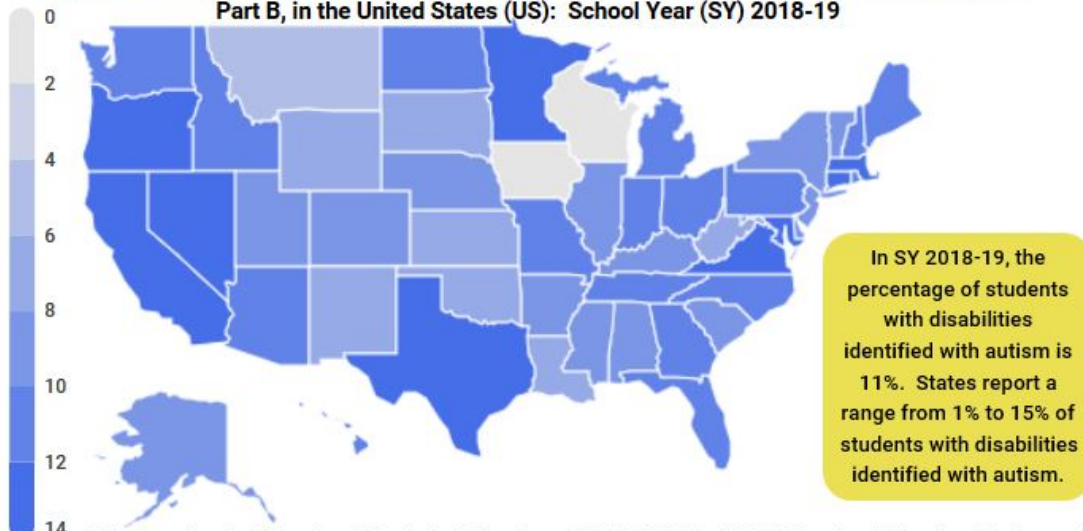


**OSEP** Office of Special Education Programs  
Office of Special Education and Rehabilitative Services

## OSEP Fast Facts: Children Identified with Autism

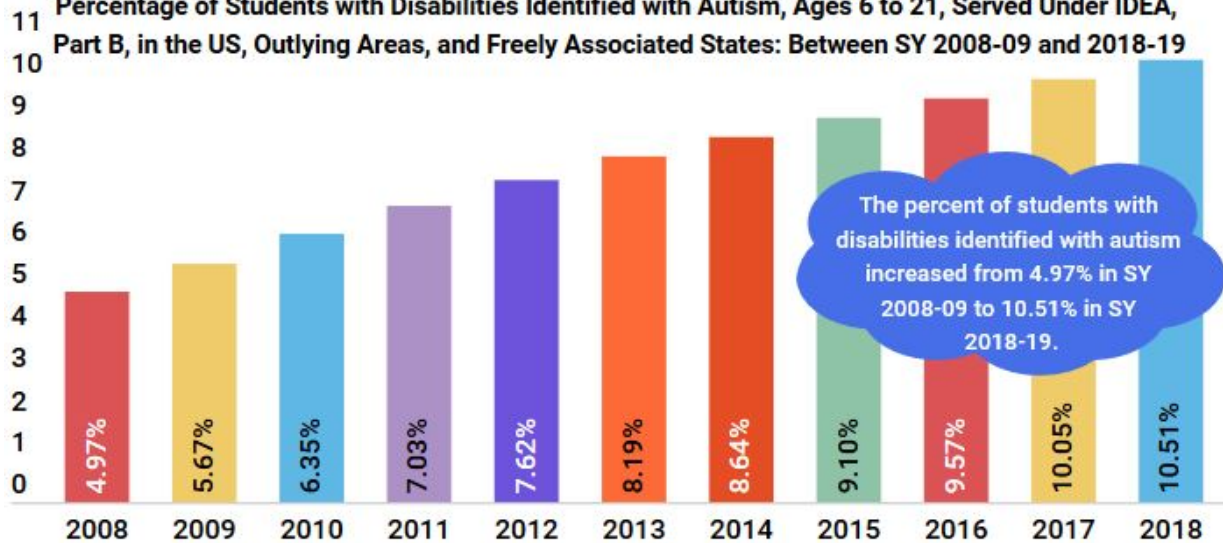
A child or youth, who was evaluated in accordance with the Individuals with Disabilities Education Act (IDEA) §§300.304 through 300.311 as having autism, is eligible for special education and related services under the IDEA, Part B, and who, by reason thereof, needs special education and related services.

**Percentage of Students with Disabilities Identified with Autism, Ages 6 to 21, Served Under IDEA, Part B, in the United States (US): School Year (SY) 2018-19**



Source: U.S. Department of Education, ED Facts Data Warehouse (EDW): "IDEA Part B Child Count and Educational Environments Collection," 2018-19. <https://go.usa.gov/xdp4T> Data for Wisconsin was suppressed due to questionable data quality. Iowa does not use the specific disability categories when classifying a student as eligible for special education.

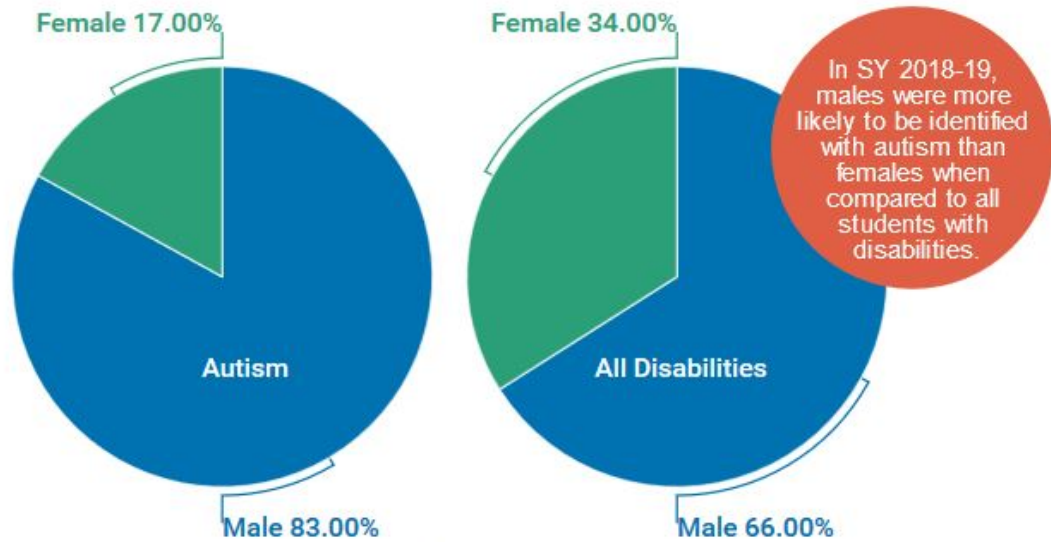
**Percentage of Students with Disabilities Identified with Autism, Ages 6 to 21, Served Under IDEA, Part B, in the US, Outlying Areas, and Freely Associated States: Between SY 2008-09 and 2018-19**



Source: U.S. Department of Education, ED Facts Data Warehouse (EDW): "IDEA Part B Child Count and Educational Environments Collection," 2018-19. <https://go.usa.gov/xdp4k>.

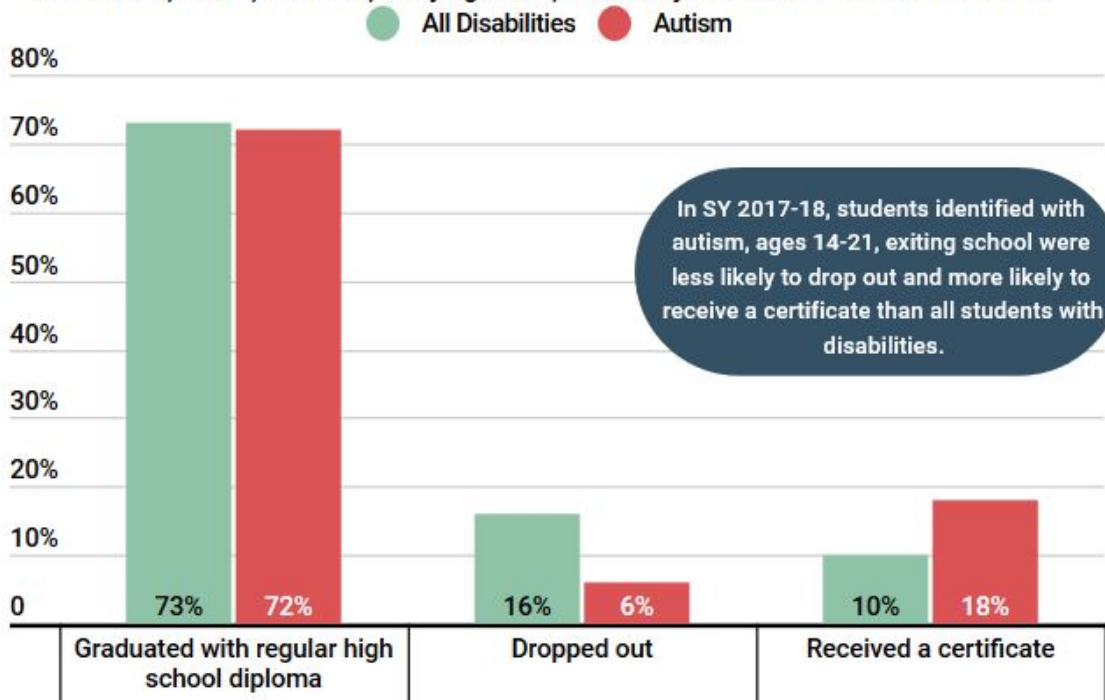
Data from 2008 - 2012 includes US and Outlying areas data from 2012 - 2018 includes the US, Outlying Areas, and Freely Associated States.

**Percentage of Students with Disabilities, Ages 6 to 21, by Gender, Served Under IDEA, Part B, in the US, Outlying Areas, and Freely Associated States: SY 2018-19**



Source: U.S. Department of Education, EDFacts Data Warehouse (EDW): "IDEA Part B Child Count and Educational Environments Collection," 2018-19. <https://go.usa.gov/xdp4T>

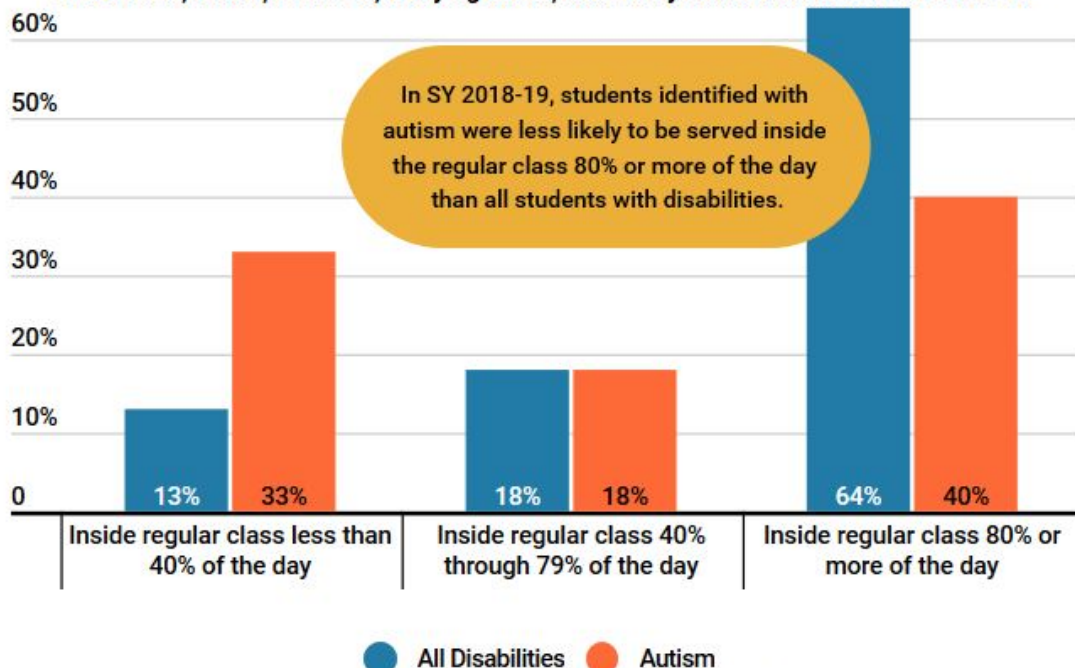
**Percentage of Students with Disabilities Exiting School, Ages 14 to 21, By Basis of Exit, Served Under IDEA, Part B, in the US, Outlying Areas, and Freely Associated States: SY 2017-18**



Source: U.S. Department of Education, EDFacts Data Warehouse (EDW): "IDEA Part B Exiting Collection," 2017-18. Data extracted from: <https://go.usa.gov/xdp4e>. Percentages do not equal 100% due to not including the counts of children who died, moved, or reached maximum age.

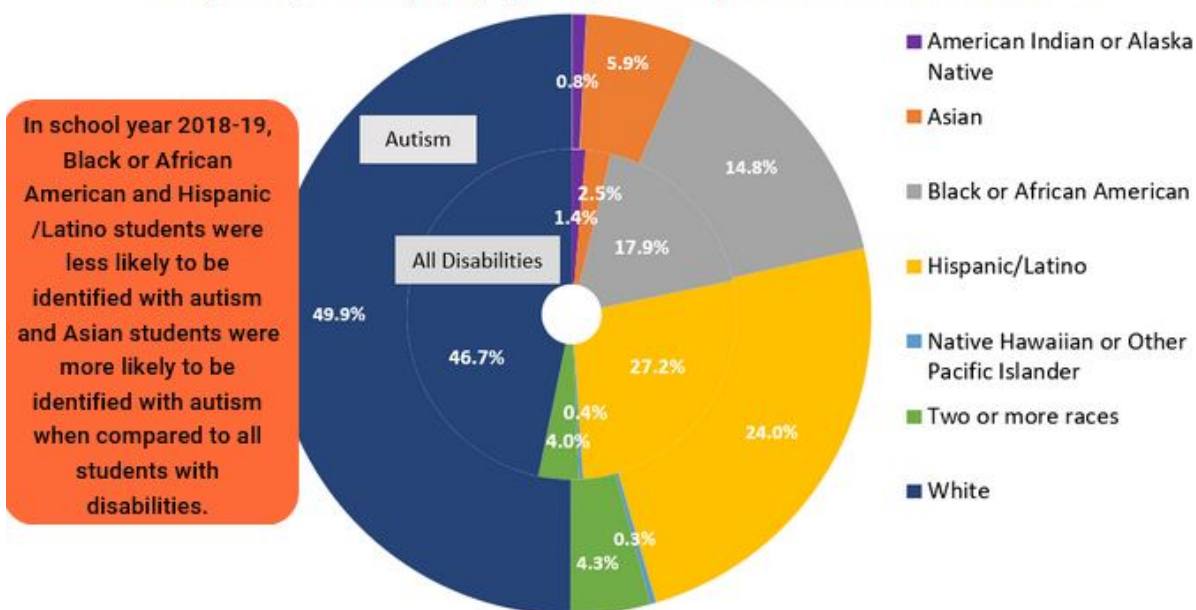


**Percentage of Students with Disabilities, Ages 6 to 21, By Educational Environment, Served Under IDEA, Part B, in the US, Outlying Areas, and Freely Associated States: SY 2018-19**



Source: U.S. Department of Education, EDFacts Data Warehouse (EDW): "IDEA Part B Child Count and Educational Environments Collection," 2018-19. <https://go.usa.gov/xdp4T> Percentages do not equal 100% due to not including the counts of children who receive services in a separate school, residential facility, homebound/hospital, or correctional facility.

**Percentage of Students with Disabilities, Ages 6 to 21, by Race and Ethnicity, Served Under IDEA, Part B, in the US, Outlying Areas, and Freely Associated States: SY 2018-19**



Source: U.S. Department of Education, EDFacts Data Warehouse (EDW): "IDEA Part B Child Count and Educational Environments Collection," 2018-19. <https://go.usa.gov/xdp4T>

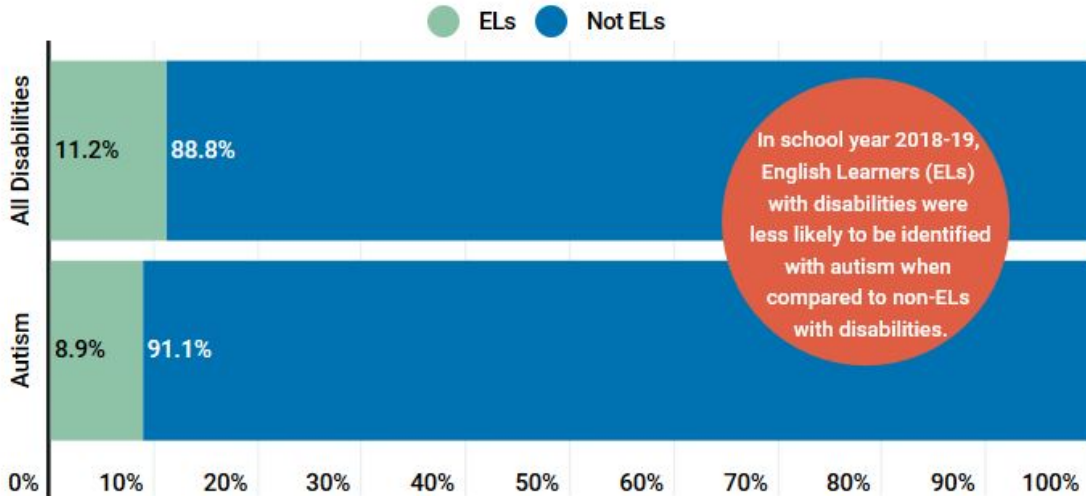
**Children and Students with Disabilities Identified with Autism, Ages 6 to 21, Suspended/Expelled by Total Number of Days Removed, Served Under IDEA, Part B, in the US, Outlying Areas, and Freely Associated States: SY 2017-18**



Students identified with autism were less likely to be suspended/expelled than children identified with emotional disturbance or other health impairment and more likely to be suspended/expelled than students who are deaf/blind or students with orthopedic impairment.

Source: U.S. Department of Education, ED Facts Data Warehouse (EDW): "IDEA Part B Discipline Collection," 2017-18. Data extracted from: <http://go.usa.gov/xdPeg>. Children and students reported in these categories may be subject to multiple suspension/expulsions.

**Percentage of Students with Disabilities, Ages 6 to 21, by English Language Proficiency, Served Under IDEA, Part B, in the US, Outlying Areas, and Freely Associated States: SY 2018-19**



In school year 2018-19, English Learners (ELs) with disabilities were less likely to be identified with autism when compared to non-ELs with disabilities.

Source: U.S. Department of Education, ED Facts Data Warehouse (EDW): "IDEA Part B Child Count and Educational Environments Collection," 2018-19. <https://go.usa.gov/xdp4T>

**March 2020**

<https://www2.ed.gov/about/offices/list/osers/index.html>  
<https://sites.ed.gov/idea/>      <https://osepideasthatwork.org/>  
<https://www2.ed.gov/programs/osepidea/618-data/state-level-data-files/index.html>

An interactive and accessible version of this Fast Fact is available at: <https://sites.ed.gov/idea/osep-fast-facts-children-with-autism-20/>